JOB DEMAND REPORT

OCTOBER 2022

HIGHLIGHTS

JOB POSTINGS BY THE NUMBERS

NEW THIS MONTH	COMPANIES	JOB BOARDS
853	370	17

 # OF DAYS POSTED

AVERAGE	MEDIAN
15.2	19

REPORT BUILDER

The default filter selection below will show all job demand data for the month. You can use the filters to create a customized report for the purpose of understanding a subset of the data.

OCCUPATION FILTERS

- SKILL TYPE NAME / 1-DIGIT NOC
- MAJOR GROUP / 2-DIGIT NOC
- MINOR GROUP / 3-DIGIT NOC
- UNIT GROUP / 4-DIGIT NOC
- SKILL LEVEL
- JOB TYPE
- JOB DURATION
- ADDITIONAL LANGUAGE
- SPECIFIC JOB TAGS

INDUSTRY/SECTOR FILTERS

- HIRING SECTOR BY 2-DIGIT NAICS CODE
- HIRING SECTOR BY 3-DIGIT NAICS CODE
- HIRING SECTOR BY 4-DIGIT NAICS CODE
- HIRING SECTOR BY 5-DIGIT NAICS CODE
- HIRING SECTOR BY 6-DIGIT NAICS CODE

OTHER FILTERS

- MUNICIPALITY
- DISTRICT
- JOB BOARD

NOC = National Occupation Classification | NAICS = North American Industry Classification System

Source:
Job posting data collected by the Labour Market Group from job boards and employer websites who recruit candidates in the Nipissing & Parry Sound Districts.

Canada | EMPLOYMENT ONTARIO EMPLOI ONTARIO | Ontario

This Employment Ontario service is funded in part by the Government of Canada and the Government of Ontario.

Ce service Emploi Ontario est financé en partie par le gouvernement du Canada et le gouvernement de l'Ontario.

JOB DEMAND REPORT - OCTOBER 2022

Who is hiring and what occupations are being recruited?

JOB POSTINGS BY MONTH FOR NIPISSING & PARRY SOUND DISTRICTS

How many new job postings were posted by month?

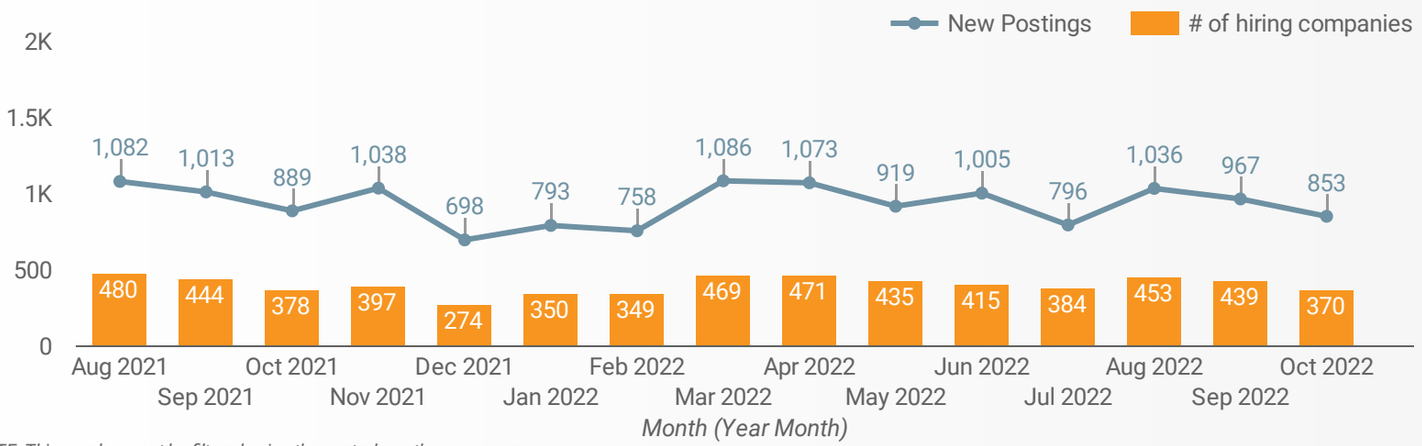

NOTE: This graph cannot be filtered using the controls on the cover page

NUMBER OF ACTIVE JOB BOARDS

How many new job boards had at least one job posting by month?

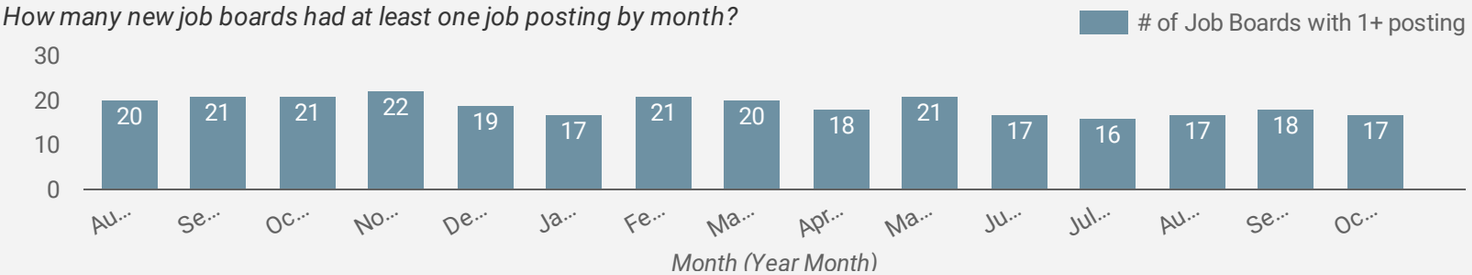

AVG & MEDIAN POSTING LENGTH BY DAYS

How long are employers having to recruit for to find candidates to fill their job vacancies?

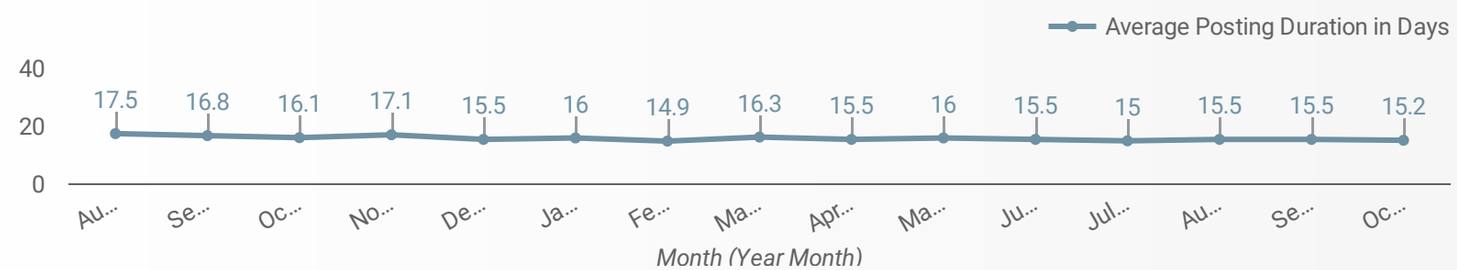

POST DATE TIMELINE FOR THIS MONTH'S ACTIVE JOB POSTINGS

How many job postings were active for at least 1 day this month?

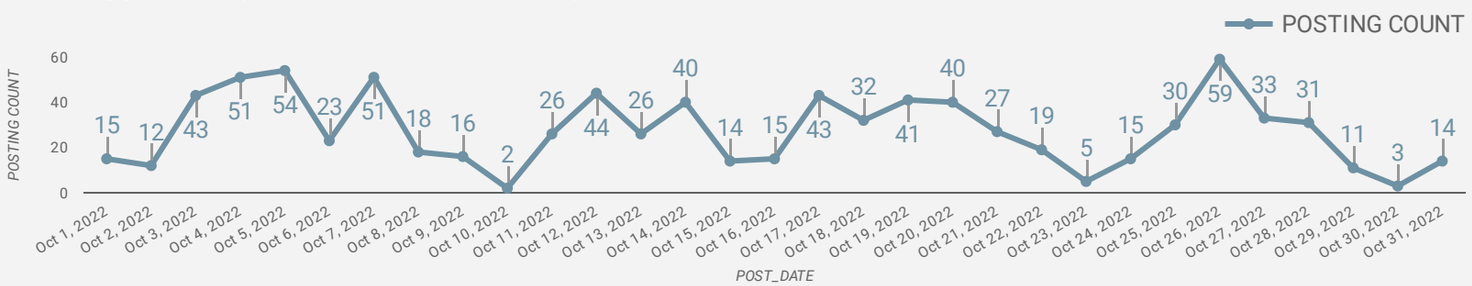

DEMAND BY KEY SECTOR (NIPISSING & PARRY SOUND DISTRICTS)

How many job postings were active by month and by sector?

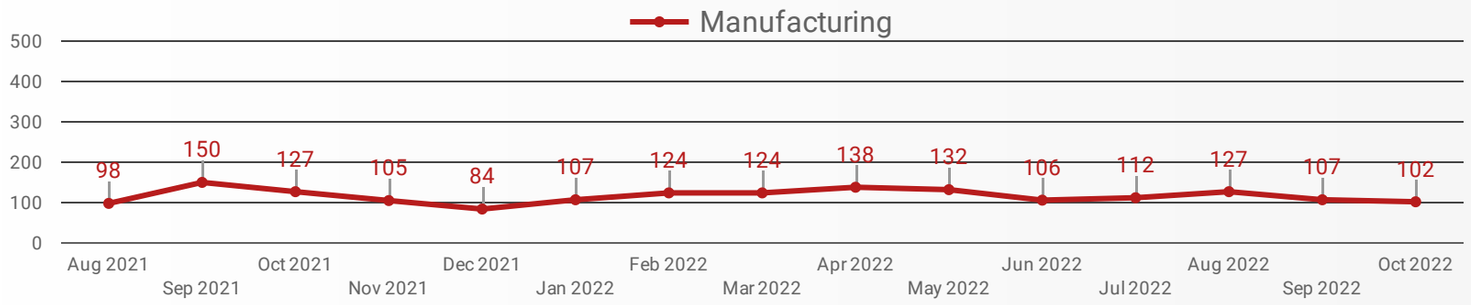

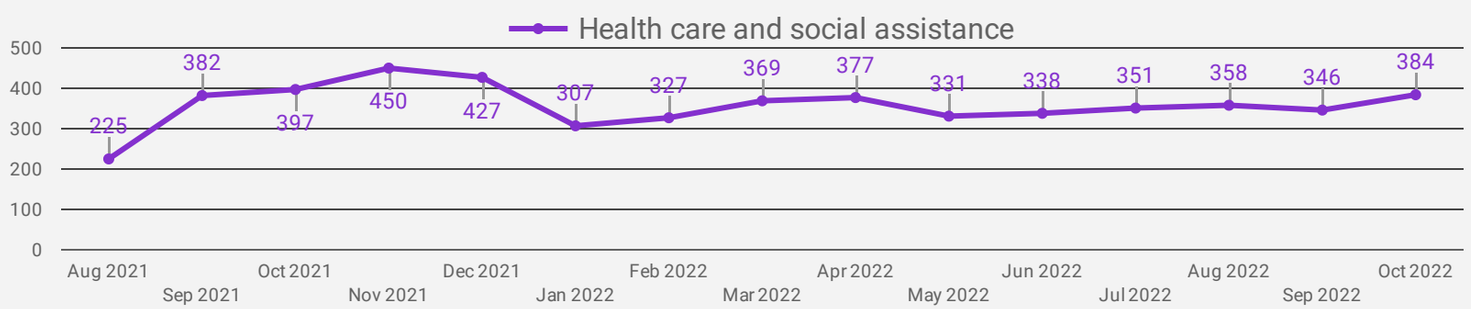

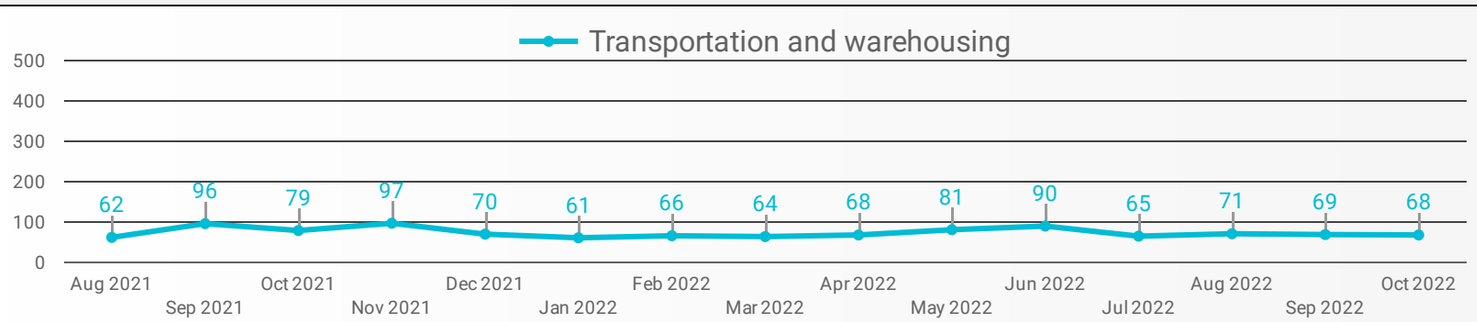

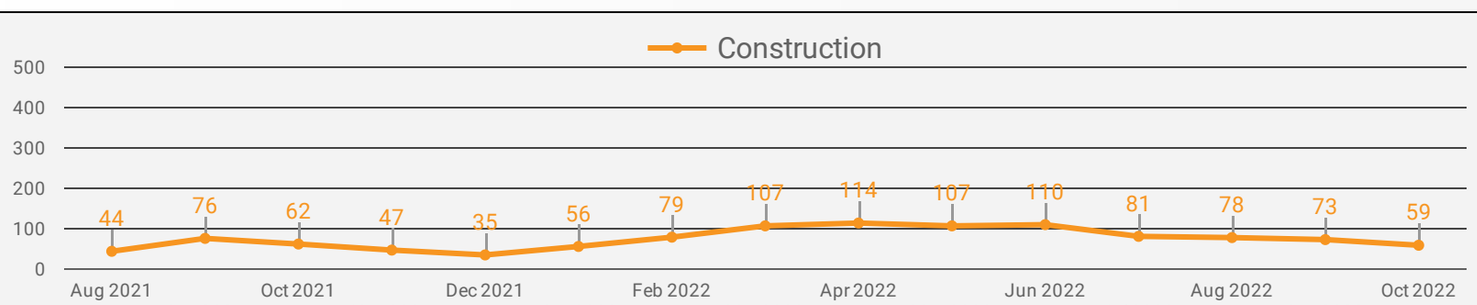

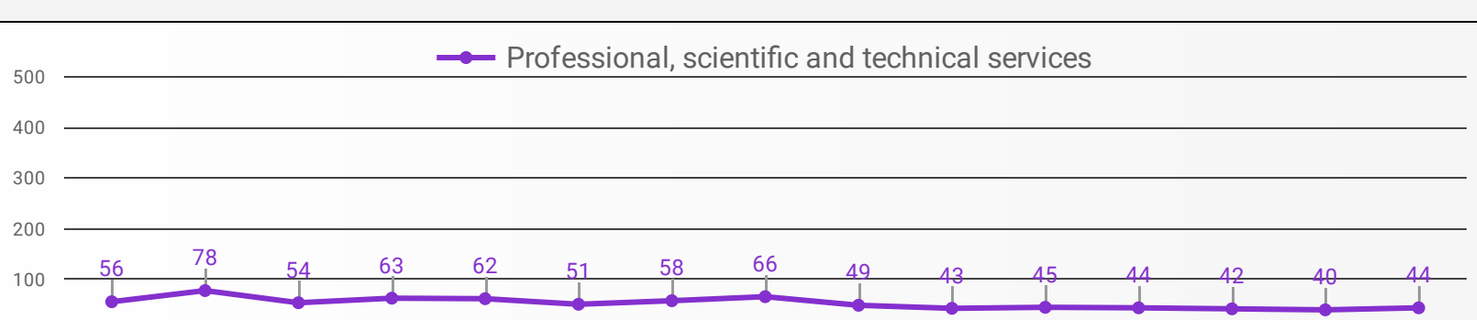

NOTE: This graph cannot be filtered using the controls on the cover page

DEMAND BY IMPACTED SECTORS (NIPISSING & PARRY SOUND DISTRICTS)

How many job postings were active by month and by sector?

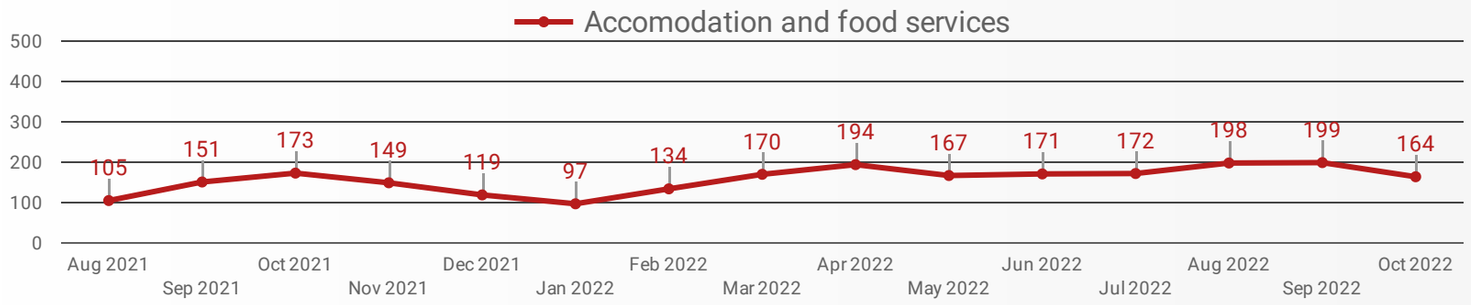

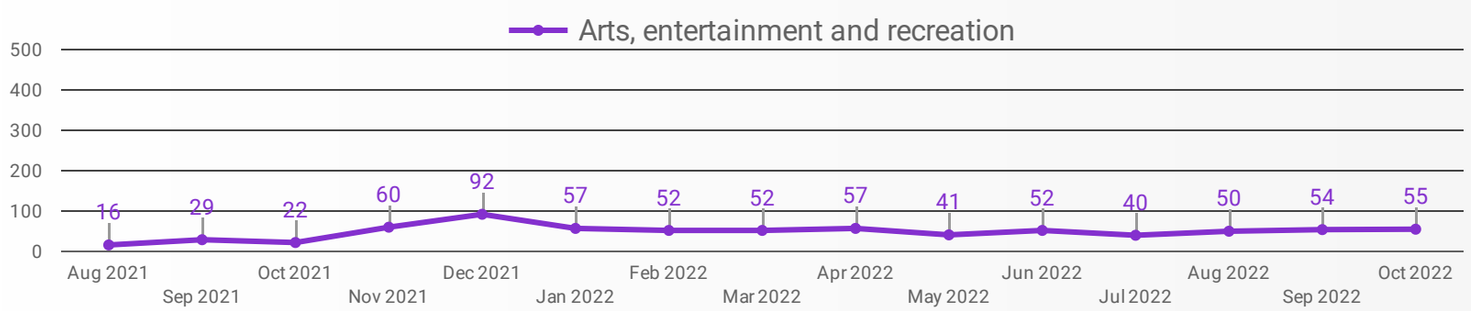

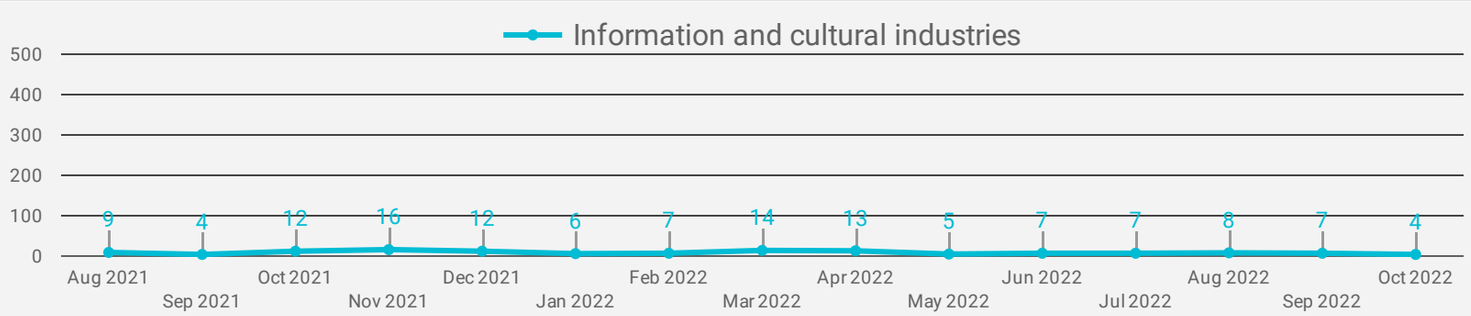

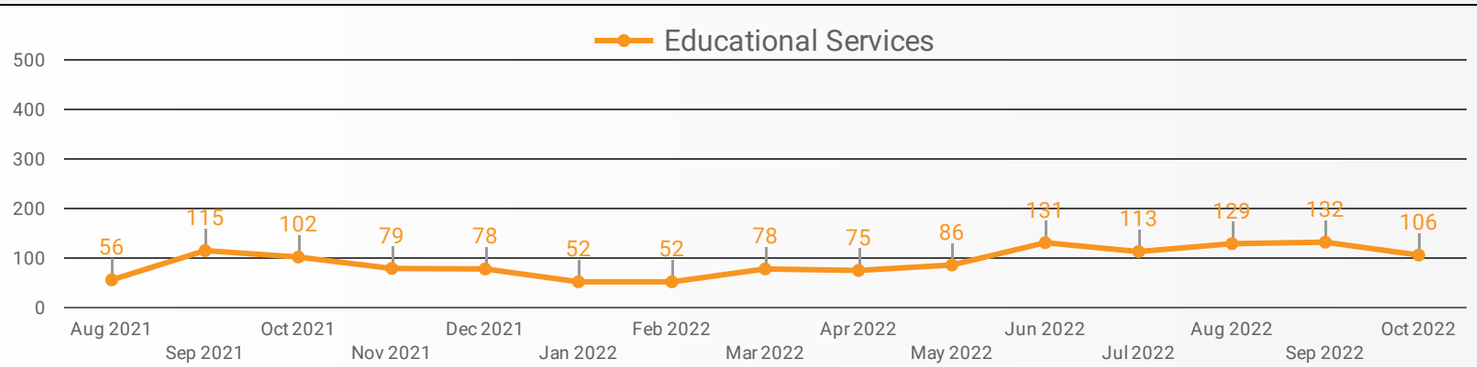

NOTE: This graph cannot be filtered using the controls on the cover page

JOB DEMAND REPORT - OCTOBER 2022

Who is hiring and what occupations are being recruited?

JOB POSTINGS BY DISTRICT

Where are job opportunities being offered?

	UPPER TIER	POSTING COUNT	AVG POSTING LENGTH IN DAYS	MEDIAN POSTING LENGTH IN DAYS
1.	Nipissing District	672	15.0	15
2.	Parry Sound District	181	16.0	21

JOB TYPE

# of Full-time vs Part-time Jobs

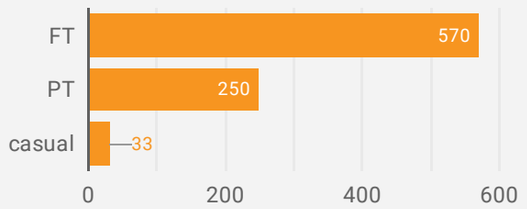

JOB POSTINGS BY MUNICIPALITY

Where are job opportunities being offered?

	MUNICIPALITY	POSTING COUNT	AVG POSTING LENGTH IN DAYS	MEDIAN POSTING LENGTH IN DAYS
1.	North Bay	617	14.9	15
2.	Parry Sound	129	15.9	21
3.	East Parry Sound	44	16.8	21
4.	West Nipissing	34	19.1	21
5.	Mattawa	12	21.0	21
6.	Seguin	6		
7.	Redbridge	4	9.8	6
8.	Temagami	2	2.0	2
9.	East Ferris	2		
10.	West Parry Sound	2	6.0	6
11.	Restoule	1		

JOB DURATION

Permanency of jobs posted

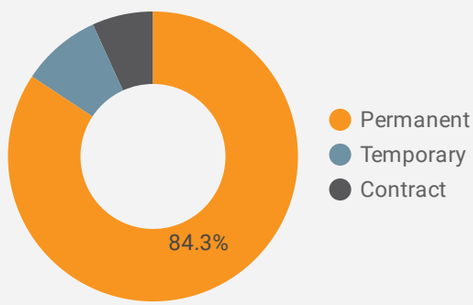

JOB EXPERIENCE LEVEL

Job Postings by Years of Experience Required

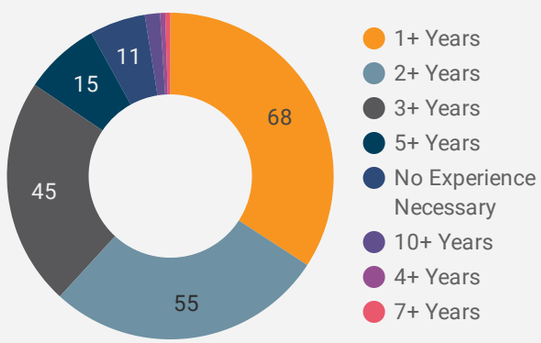

JOB POSTINGS BY JOB CATEGORY

What broad occupational category is being recruited?

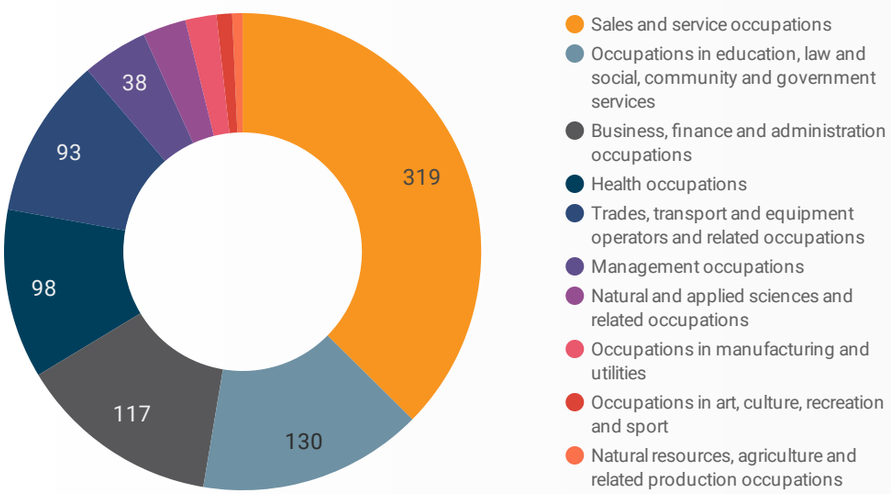

JOB POSTINGS BY SKILL LEVEL

What education do occupations typically require?

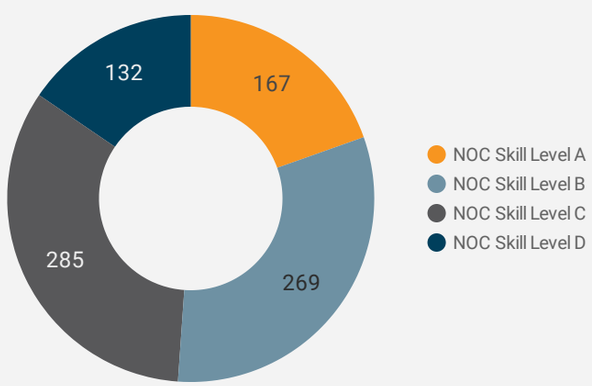

Skill Level A = Usually University education | Skill Level B = Usually College education or Apprenticeship training | Skill Level C = Usually Secondary education or occupation-specific training | Skill Level D = Usually on-the-job training

TOP HIRING COMPANIES & AGENCIES

Who is hiring?

	COMPANY	LOCATION	POSTING COUNT	AVG POSTING LENGTH IN DAYS	MEDIAN POSTING LENGTH IN DAYS
1.	North Bay Regional Health Centre	North Bay	68	18.1	21
2.	Cascades Casino	North Bay	20	5.5	4
3.	West Parry Sound Health Centre	Parry Sound	18	14.0	14
4.	Near North District School Board	North Bay	17	5.8	6
5.	Metro - North Bay	North Bay	15	9.1	8
6.	District of Nipissing Social Services Administration Board	North Bay	13	10.8	9
7.	Nipissing University	North Bay	12	14.7	12
8.	Voyageur Aviation Corp	North Bay	11	14.8	18
9.	Ontario Northland	North Bay	10	16.0	15
10.	Conseil scolaire public du Nord-Est de l'Ontario	North Bay	7	21.0	21
11.	The Corporation of the City of North Bay	North Bay	7	21.0	21
12.	Nordic Minesteel Technologies Inc.	North Bay	7	21.0	21
13.	Walmart - Parry Sound	Parry Sound	7	18.3	21
14.	Sienna Living - North Bay	North Bay	7	21.0	21
15.	The Home Depot - Parry Sound	Parry Sound	7	15.5	16
16.	Lady Isabelle Nursing Home	East Parry Sound	6	14.5	17
17.	Shoppers Drug Mart - Parry Sound	Seguin	6	null	null
18.	Near North District School Board	Parry Sound	6	7.8	6
19.	West Nipissing General Hospital	East Parry Sound	6	6.0	6
20.	DSI Underground Canada Ltd.	West Nipissing	5	21.0	21
21.	Binx Professional Cleaning	North Bay	5	21.0	21
22.	Carter's|OshKosh	North Bay	5	null	null
23.	Grand Tappattoo Resort	Parry Sound	5	21.0	21
24.	Central Welding & Iron Works	North Bay	5	15.0	15
25.	Roots Canada	North Bay	5	null	null
26.	Recipe Unlimited Corporation - Montana's	North Bay	5	15.5	20
27.	Value Village	North Bay	5	21.0	21
28.	Shoppers Drug Mart - Parry Sound	Parry Sound	5	21.0	21
29.	Marina Point Village	North Bay	5	17.5	18
30.	Community Living North Bay	North Bay	5	7.0	7
31.	Conseil scolaire public du Nord-Est de l'Ontario	Parry Sound	5	21.0	21

TOP HOURLY WAGES IN JOB POSTINGS

What are employers willing to pay to find the perfect candidate?

# of Minimum Wage Jobs
13

	JOB TITLE	COMPANY	District	HOURLY WAGE
1.	Registered Nurse	West Parry Sound Health Centre	Parry Sound District	$49.02
2.	Registered Nurse	West Nipissing General Hospital	Parry Sound District	$49.02
3.	Speech-language Pathologist	One Kids Place Children's Medical Treatment Center of North East Ontario	Parry Sound District	$44.38
4.	Teacher - Summer School (Producer)	Near North District School Board	Nipissing District	$44.1
5.	Teacher - Summer School (Director)	Near North District School Board	Nipissing District	$44.1
6.	Manager â€“ Strategy and Continuous Improvement	Hands TheFamilyHelpNetwork.ca - North Bay	Nipissing District	$44
7.	Social Worker	One Kids Place Children's Medical Treatment Center of North East Ontario	Nipissing District	$42
8.	Child and Family Therapist	Hands TheFamilyHelpNetwork.ca - North Bay	Nipissing District	$38.96
9.	Addiction Counsellor	Canadian Mental Health Association	Parry Sound District	$37.2
10.	English as a Second Language Instructor	Near North District School Board	Nipissing District	$35
11.	Recreational Therapist	Hands TheFamilyHelpNetwork.ca/Mains LeReseaudaideauxfamilles.ca	Nipissing District	$32.89
12	Installer - Siding	Bay Builders	Nipissing District	$32

1 - 100 / 145

TOP SALARIES IN JOB POSTINGS

What are employers willing to pay to find the perfect candidate?

	JOB TITLE	COMPANY	District	ANNUAL SALARY
1.	Gestionnaire Des Services Financiers	Conseil scolaire catholique Franco-Nord	Nipissing District	$93,029
2.	Tax Consultant	Alex McKillop Tax Ltd.	Nipissing District	$80,000
3.	Purchasing Manager	GP Welding & Ironworks	Nipissing District	$70,000
4.	Junior Advisor / Service Greeter	Parry Sound Chevrolet Buick GMC	Parry Sound District	$70,000
5.	Data Coordinator - Children Services	District of Nipissing Social Services Administration Board	Nipissing District	$66,397
6.	Application Support Analyst	Voyageur Aviation Corp	Nipissing District	$65,700
7.	Analyst - Business Methods	District of Nipissing Social Services Administration Board	Nipissing District	$64,449.77
8.	Parts Advisor	Kia North Bay	Nipissing District	$60,000
9.	Social Worker - Case Management	District of Nipissing Social Services Administration Board	Nipissing District	$56,578.26
10.	Case Manager	District of Nipissing Social Services Administration Board	Nipissing District	$56,578

1 - 13 / 13

JOB DEMAND REPORT - OCTOBER 2022

Who is hiring and what occupations are being recruited?

TOP IN-DEMAND SKILLS

How many times were these skills found in job postings?

NEW JOB POSTINGS THIS MONTH
853

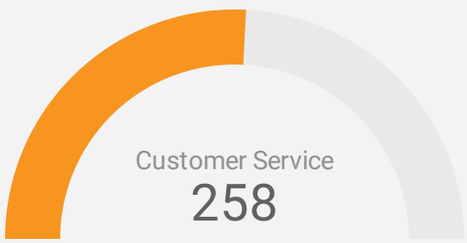

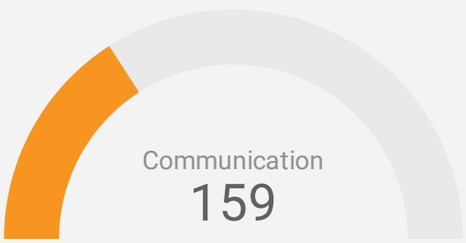

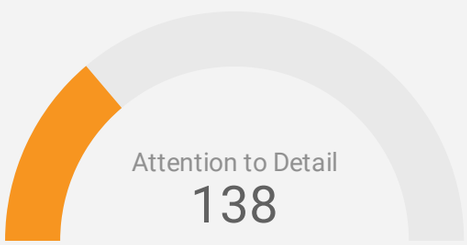

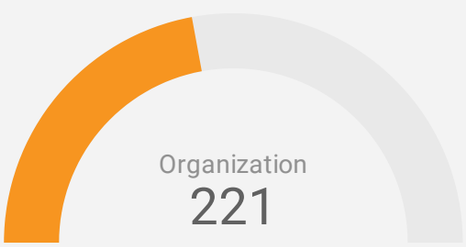

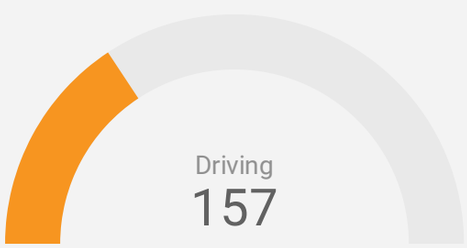

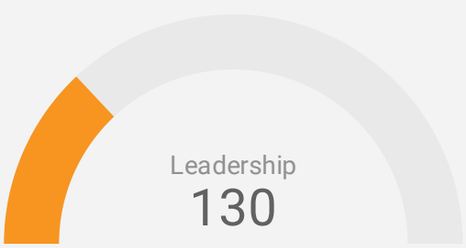

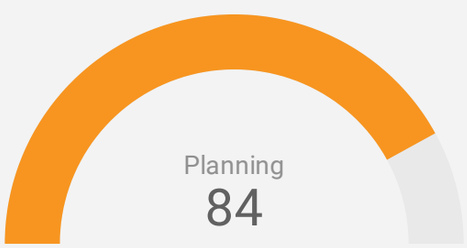

KEY JOB REQUIREMENTS

How often are these requirements desired in job postings?

NEW JOB POSTINGS THIS MONTH
853

Driver's License
13

First Aid
38

Regular Access to a Vehicle
36

Criminal Record Check
161

Microsoft Office
51

Bilingual Candidate Desired
226

OCCUPATIONS BY SKILL LEVEL, FREQUENCY & DURATION

What jobs are hard to fill and in-demand?

	4 DIGIT NOC	4 DIGIT NOC NAME	SKILL LEVEL	POSTING COUNT	AVG POSTING LENGTH IN DAYS	MEDIAN POSTING LENGTH IN DAYS
1.	6421	Retail salespersons	NOC Skill Level C	58	18.0	21
2.	6552	Other customer and information services representatives	NOC Skill Level C	35	16.5	21
3.	4212	Social and community service workers	NOC Skill Level B	34	13.6	12
4.	6711	Food counter attendants, kitchen helpers and related support occupations	NOC Skill Level D	31	14.2	14
5.	6322	Cooks	NOC Skill Level B	27	15.7	21
6.	3012	Registered nurses and registered psychiatric nurses	NOC Skill Level A	20	8.0	8
7.	6622	Store shelf stockers, clerks and order fillers	NOC Skill Level D	19	14.1	16
8.	3219	Other medical technologists and technicians (except dental health)	NOC Skill Level B	19	13.8	15
9.	6731	Light duty cleaners	NOC Skill Level D	18	18.5	21
10.	4412	Home support workers, housekeepers and related occupations	NOC Skill Level C	17	13.0	12
11.	6733	Janitors, caretakers and building superintendents	NOC Skill Level D	16	17.5	21
12.	1243	Medical administrative assistants	NOC Skill Level B	15	15.4	14
13.	1241	Administrative assistants	NOC Skill Level B	14	16.6	21
14.	7452	Material handlers	NOC Skill Level C	13	20.8	21
15.	0621	Retail and wholesale trade managers	NOC Skill Level A	12	17.5	18
16.	4214	Early childhood educators and assistants	NOC Skill Level B	12	6.3	6
17.	4032	Elementary school and kindergarten teachers	NOC Skill Level A	11	7.4	6
18.	6211	Retail sales supervisors	NOC Skill Level B	11	21.0	21
19.	6541	Security guards and related security service occupations	NOC Skill Level C	11	12.6	10
20.	7521	Heavy equipment operators (except crane)	NOC Skill Level C	11	18.6	21
21.	4413	Elementary and secondary school teacher assistants	NOC Skill Level C	11	7.1	6
22.	6611	Cashiers	NOC Skill Level D	11	18.3	21
23.	1522	Storekeepers and partspersons	NOC Skill Level C	10	19.0	21
24.	3233	Licensed practical nurses	NOC Skill Level B	10	9.0	9
25.	1215	Supervisors, supply chain, tracking and scheduling co-ordination occupations	NOC Skill Level B	9	3.0	3
26.	1414	Receptionists	NOC Skill Level C	9	7.0	7
27.	0631	Restaurant and food service managers	NOC Skill Level A	9	6.7	3
28.	4152	Social workers	NOC Skill Level A	9	15.3	16
29.	3141	Audiologists and speech-language pathologists	NOC Skill Level A	8	21.0	21

JOB POSTINGS BY 3-DIGIT NATIONAL OCCUPATION CLASSIFICATION

What jobs are hard to fill and in-demand?

	3-DIGIT NOC CODE	3-DIGIT NOC LABEL	SKILL LEVEL	POSTING COUNT	AVG POSTING LENGTH IN DAYS	MEDIAN POSTING LENGTH IN DAYS
1.	642	Retail salespersons	NOC Skill Level C	58	18.0	21
2.	421	Paraprofessional occupations in legal, social, community and education services	NOC Skill Level B	48	12.1	11
3.	673	Cleaners	NOC Skill Level D	42	18.2	21
4.	655	Customer and information services representatives	NOC Skill Level C	41	15.4	15
5.	671	Food counter attendants, kitchen helpers and related support occupations	NOC Skill Level D	31	14.2	14
6.	632	Chefs and cooks	NOC Skill Level B	29	15.7	21
7.	124	Office administrative assistants - general, legal and medical	NOC Skill Level B	29	16.0	18
8.	441	Home care providers and educational support occupations	NOC Skill Level C	28	9.4	6
9.	152	Supply chain logistics, tracking and scheduling co-ordination occupations	NOC Skill Level C	26	19.0	21
10.	321	Medical technologists and technicians (except dental health)	NOC Skill Level B	25	15.5	18
11.	403	Secondary and elementary school teachers and educational counsellors	NOC Skill Level A	22	7.8	6
12.	662	Other sales support and related occupations	NOC Skill Level D	20	13.5	15
13.	301	Professional occupations in nursing	NOC Skill Level A	20	8.0	8
14.	314	Therapy and assessment professionals	NOC Skill Level A	18	18.0	21
15.	415	Social and community service professionals	NOC Skill Level A	17	16.9	19
16.	751	Motor vehicle and transit drivers	NOC Skill Level C	15	17.9	21
17.	141	General office workers	NOC Skill Level C	14	10.8	11
18.	745	Longshore workers and material handlers	NOC Skill Level C	13	20.8	21
19.	062	Retail and wholesale trade managers	NOC Skill Level A	12	17.5	18
20.	752	Heavy equipment operators	NOC Skill Level C	12	18.6	21
21.	341	Assisting occupations in support of health services	NOC Skill Level C	12	19.6	21
22.	323	Other technical occupations in health care	NOC Skill Level B	11	9.0	9
23.	661	Cashiers	NOC Skill Level D	11	18.3	21
24.	727	Carpenters and cabinetmakers	NOC Skill Level B	11	16.5	17
25.	621	Retail sales supervisors	NOC Skill Level B	11	21.0	21
26.	654	Security guards and related security service occupations	NOC Skill Level C	11	12.6	10
27.	631	Service supervisors	NOC Skill Level B	11	6.0	6
28.	111	Auditors, accountants and investment professionals	NOC Skill Level A	10	19.0	20

JOB POSTINGS BY 2-DIGIT NATIONAL OCCUPATION CLASSIFICATION

What jobs are hard to fill and in-demand?

	2-DIGIT NOC CODE	2-DIGIT NOC LABEL	SKILL LEVEL	POSTING COUNT ▾	AVG POSTING LENGTH IN DAYS	MEDIAN POSTING LENGTH IN DAYS
1.	67	Service support and other service occupations, n.e.c.	NOC Skill Level D	81	15.9	20
2.	65	Service representatives and other customer and personal services occupations	NOC Skill Level C	75	14.1	15
3.	64	Sales representatives and salespersons - wholesale and retail trade	NOC Skill Level C	60	18.0	21
4.	63	Service supervisors and specialized service occupations	NOC Skill Level B	55	17.1	21
5.	42	Paraprofessional occupations in legal, social, community and education services	NOC Skill Level B	48	12.1	11
6.	12	Administrative and financial supervisors and administrative occupations	NOC Skill Level B	40	15.8	20
7.	32	Technical occupations in health	NOC Skill Level B	37	14.8	15
8.	15	Distribution, tracking and scheduling co-ordination occupations	NOC Skill Level C	32	16.5	21
9.	66	Sales support occupations	NOC Skill Level D	31	15.1	21
10.	40	Professional occupations in education services	NOC Skill Level A	30	8.9	6
11.	75	Transport and heavy equipment operation and related maintenance occupations	NOC Skill Level C	30	18.3	21
12.	31	Professional occupations in health (except nursing)	NOC Skill Level A	29	17.3	21
13.	44	Care providers and educational, legal and public protection support occupations	NOC Skill Level C	29	9.4	6
14.	72	Industrial, electrical and construction trades	NOC Skill Level B	26	16.2	15
15.	06	Middle management occupations in retail and wholesale trade and customer services	NOC Skill Level A	24	11.0	14
16.	41	Professional occupations in law and social, community and government services	NOC Skill Level A	23	15.9	17
17.	30	Professional occupations in nursing	NOC Skill Level A	20	8.0	8
18.	11	Professional occupations in business and finance	NOC Skill Level A	20	17.6	19
19.	14	Office support occupations	NOC Skill Level C	20	10.5	11
20.	22	Technical occupations related to natural and applied sciences	NOC Skill Level B	18	17.2	21
21.	62	Retail sales supervisors and specialized sales occupations	NOC Skill Level B	17	19.6	21
22.	74	Other installers, repairers and servicers and material handlers	NOC Skill Level C	16	20.8	21
23.	73	Maintenance and equipment operation trades	NOC Skill Level B	14	8.7	3
24.	34	Assisting occupations in support of health services	NOC Skill Level C	12	19.6	21
25.	01	Senior managers - construction, transportation, production and utilities	NOC Skill Level A	11	15.0	15
26.	52	Technical occupations in art, culture, recreation and sport	NOC Skill Level B	9	17.7	21
27.	96	Labourers in processing, manufacturing and utilities	NOC Skill Level D	7	21.0	21

JOB DEMAND REPORT - OCTOBER 2022

Who is hiring and what occupations are being recruited?

MULTILINGUAL JOB POSTINGS BY THE NUMBERS

NEW THIS MONTH	COMPANIES	LANGUAGES
229	81	4

OF DAYS POSTED

AVERAGE	MEDIAN
15.9	21

MULTILINGUAL JOB POSTINGS BY SKILL LEVEL

What language skills are employers looking for by occupational skill level?

72 Skill Level A - Management/ Professional Occupations usually requiring University

81 Skill Level B - Usually college education or apprenticeship training

55 Skill Level C - Usually secondary education or occupation-specific training

21 Skill Level D - Usually on-the-job training

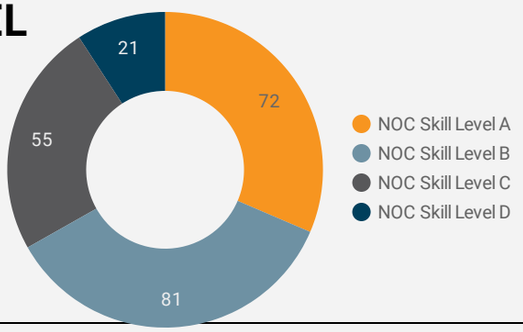

SKILL LEVEL / POSTING COUNT

LANGUAGES	NOC Skill Level A	NOC Skill Level B	NOC Skill Level C	NOC Skill Level D
Bilingual Language ...	...	...	...	...
Cantonese Languag...			1	
Italian Language Jo...		1		
Spanish Language J...	1			

LANGUAGE SKILLS BREAKDOWN

Which kinds of language skills do employers seek?

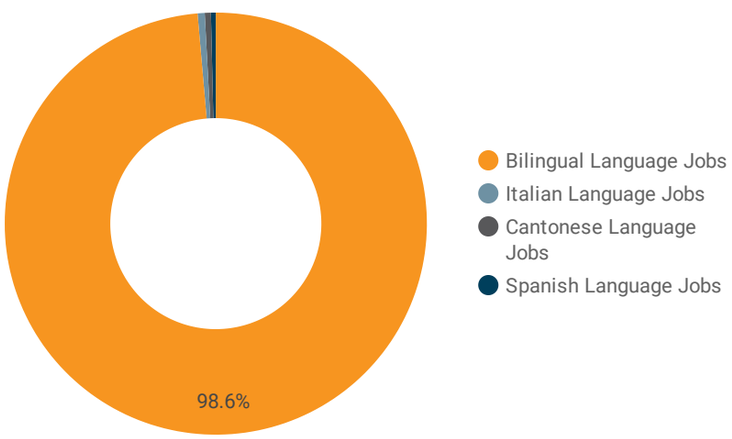

	LANGUAGES	POSTING COUNT
1.	Bilingual Language Jobs	226
2.	Cantonese Language Jobs	1
3.	Italian Language Jobs	1
4.	Spanish Language Jobs	1

Post Date Timeline of this Month's Active Job Postings

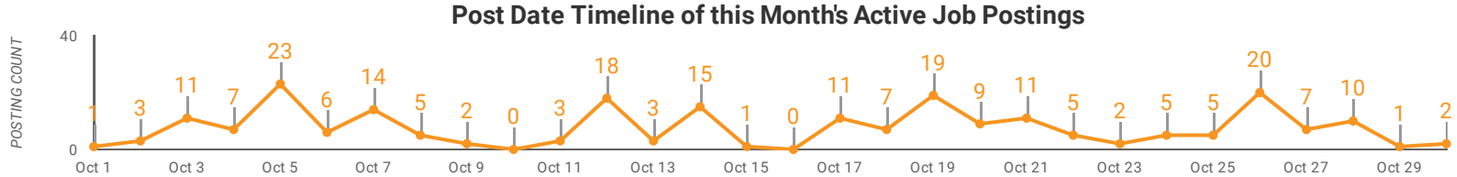

LANGUAGE SKILLS BEING RECRUITED BY JOB CATEGORY

What language skills are sought by 1-Digit NOC?

BROAD OCCUPATIONAL CATEGORY	Bilingual Languag...	Cantonese Langu...	Italian Language ...	Spanish Languag...	Grand total
Occupations in education, law and social, ...	61				61
Health occupations	52				52
Sales and service occupations	42	1	1		44
Business, finance and administration occu...	36				36
Trades, transport and equipment operator...	12				12
Natural and applied sciences and related o...	10			1	11
Management occupations	8				8
Natural resources, agriculture and related ...	2				2
Occupations in manufacturing and utilities	2				2
Occupations in art, culture, recreation and ...	1				1
Grand total	**226**	**1**	**1**	**1**	**229**

MULTILINGUAL JOB POSTINGS BY MUNICIPALITY

What language skills are sought by 4-Digit NOC?

	MUNICIPALITY	Postings	AVG POSTING LENGTH IN DAYS	MEDIAN POSTING LENGTH IN DAYS
1.	North Bay	167	14.9	15
2.	Parry Sound	24	15.9	21
3.	West Nipissing	16	19.1	21
4.	East Parry Sound	14	16.8	21
5.	Mattawa	4	21.0	21
6.	Redbridge	2	9.8	6
7.	East Ferris	1		
8.	West Parry Sound	1	6.0	6
9.	Temagami	0	2.0	2
10.	Restoule	0		
11.	Seguin	0		

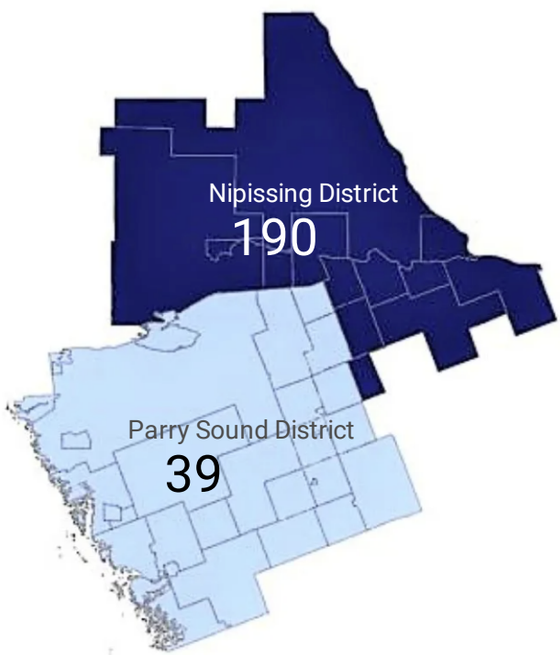

	UPPER TIER	Postings	AVG POSTING LENGTH IN DAYS	MEDIAN POSTING LENGTH IN DAYS
1.	Nipissing District	190	15.0	15
2.	Parry Sound District	39	16.0	21

JOB DEMAND REPORT - OCTOBER 2022

Who is hiring and what occupations are being recruited?

LANGUAGE DEMAND BY JOB

What language skills are sought by 4-Digit NOC?

	4 DIGIT NOC NAME	POSTINGS
1.	Social and community service workers	18
2.	Registered nurses and registered psychiat...	16
3.	Other customer and information services r...	14
4.	Social workers	9
5.	Administrative assistants	8
6.	Medical administrative assistants	8
7.	Early childhood educators and assistants	8
8.	Home support workers, housekeepers and ...	8
9.	Audiologists and speech-language patholo...	8
10.	Light duty cleaners	5
11.	Licensed practical nurses	5
12.	Professional occupations in advertising, m...	4
13.	Cabinetmakers	4
14.	Elementary and secondary school teacher ...	4
15.	Food counter attendants, kitchen helpers a...	4
16.	Non-destructive testers and inspection tec...	4
17.	Other assisting occupations in support of ...	4
18.	Retail salespersons	4
19.	Elementary school and kindergarten teach...	4
20.	Janitors, caretakers and building superinte...	3
21.	Other medical technologists and technicia...	3
22.	User support technicians	3
23.	Family, marriage and other related counsel...	3
24.	Allied primary health practitioners	3
25.	Letter carriers	3
26.	Other professional occupations in therapy ...	3
27.	Operators and attendants in amusement, r...	2
28.	Security guards and related security servic...	2
29.	Specialized cleaners	2
30.	Medical radiation technologists	2
31.	Receptionists	2
32.	Computer network technicians	2

1 - 78 / 78

MULTILINGUAL HIRING EMPLOYERS

Which employers are seeking multilingual candidates?

	COMPANY	POSTINGS
1.	North Bay Regional Health Centre	68
2.	Conseil scolaire public du Nord-Est de l'Ontario	16
3.	Near North District School Board	10
4.	Ontario Northland	8
5.	West Nipissing General Hospital	7
6.	District of Nipissing Social Services Administration Board	5
7.	One Kids Place Children's Medical Treatment Center of North East Ontario	5
8.	PHARA	4
9.	Community Living North Bay	4
10.	Hands TheFamilyHelpNetwork.ca - North Bay	4
11.	Crisis Centre North Bay	3
12.	Boart Longyear - North Bay	3
13.	SoftMoc	3
14.	Canadian Mental Health Association - Muskoka Parry Sound Branch	3
15.	Les Soeurs de l'Assomption de la Sainte vierge	3
16.	Canadian Forces Morale and Welfare Services	3
17.	Bay Builders	3
18.	Canada Post - North Bay	3
19.	West Parry Sound Health Centre	2
20.	Nipissing Serenity Hospice	2
21.	DSI Underground Canada Ltd.	2
22.	The Children's Aid Society of the District of Nipissing and Parry Sound	2
23.	Canadian Mental Health Association	2
24.	Green First Forest Products	2
25.	Nipissing-Parry Sound Catholic District School Board	2
26.	Di Salvo's Bella Cucina and Family Style Meals	2
27.	LCBO - Parry Sound	2

1 - 50 / 81

TOP HIRING SECTORS BY 2-DIGIT NAICS CODE

What sectors are hiring?

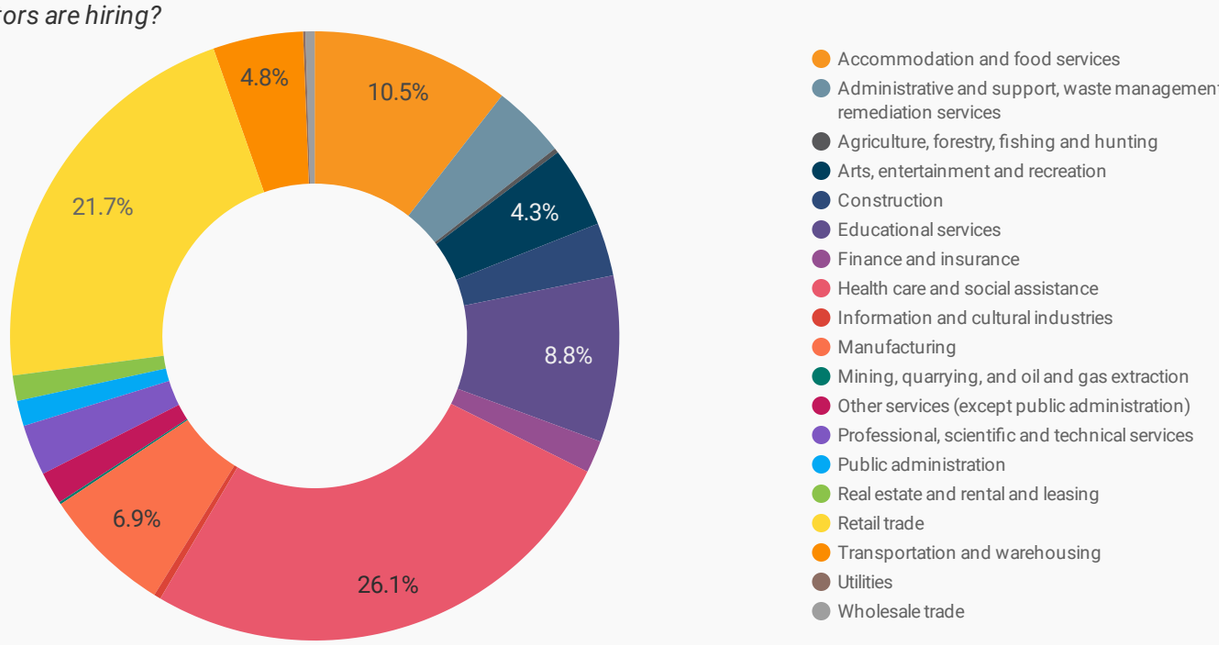

	NAICS CODE	2-DIGIT NAICS CODE	POSTING COUNT	AVG POSTING LENGTH IN DAYS	MEDIAN POSTING LENGTH IN DAYS
1.	62	Health care and social assistance	213	14.5	14
2.	44-45	Retail trade	177	16.7	21
3.	72	Accommodation and food services	86	16.9	21
4.	61	Educational services	72	10.3	6
5.	31-33	Manufacturing	56	18.5	21
6.	48-49	Transportation and warehousing	39	16.5	21
7.	71	Arts, entertainment and recreation	35	8.9	8
8.	56	Administrative and support, waste management and remediation services	32	17.0	21
9.	23	Construction	23	15.4	18
10.	54	Professional, scientific and technical services	22	18.4	21
11.	81	Other services (except public administration)	14	11.0	11
12.	52	Finance and insurance	14	13.8	14
13.	91	Public administration	11	16.7	20
14.	53	Real estate and rental and leasing	11	18.5	21
15.	41	Wholesale trade	4	14.0	14
16.	51	Information and cultural industries	3	19.0	19
17.	11	Agriculture, forestry, fishing and hunting	2	0	0
18.	22	Utilities	1	5.0	5
19.	21	Mining, quarrying, and oil and gas extraction	1	21.0	21

NOTE: NAICS code 56 includes Employment Agencies. Manufacturing includes codes 31-33, Retail Trade includes codes 44-45 and Transportation and Warehousing includes codes 48-49.

TOP HIRING SECTORS BY 3-DIGIT NAICS CODE

What sectors are hiring?

	NAICS CODE	3-DIGIT NAICS CODE	POSTING COUNT	AVG POSTING LENGTH IN DAYS	MEDIAN POSTING LENGTH IN DAYS
1.	622	Hospitals	96	16.6	21
2.	611	Educational services	72	10.3	6
3.	722	Food services and drinking places	61	16.4	21
4.	624	Social assistance	59	12.1	10
5.	713	Amusement, gambling and recreation industries	35	8.9	8
6.	448	Clothing and clothing accessories stores	35	19.6	21
7.	445	Food and beverage stores	33	13.5	15
8.	446	Health and personal care stores	31	16.4	18
9.	561	Administrative and support services	29	16.7	21
10.	621	Ambulatory health care services	29	11.7	12
11.	623	Nursing and residential care facilities	29	15.1	21
12.	453	Miscellaneous store retailers	27	18.1	21
13.	721	Accommodation services	25	18.5	21
14.	541	Professional, scientific and technical services	22	18.4	21
15.	332	Fabricated metal product manufacturing	22	18.3	20
16.	441	Motor vehicle and parts dealers	15	19.8	21
17.	452	General merchandise stores	14	16.7	21
18.	488	Support activities for transportation	12	15.8	15
19.	236	Construction of buildings	12	16.6	21
20.	522	Credit intermediation and related activities	12	9.0	7
21.	481	Air transportation	11	14.8	18
22.	913	Local, municipal and regional public administration	10	16.7	20
23.	337	Furniture and related product manufacturing	9	21.0	21
24.	811	Repair and maintenance	9	21.0	21
25.	339	Miscellaneous manufacturing	7	21.0	21
26.	444	Building material and garden equipment and supplies dealers	7	15.5	16
27.	238	Specialty trade contractors	7	12.7	15
28.	532	Rental and leasing services	6	16.0	14
29.	451	Sporting goods, hobby, book and music stores	5	21.0	21
30.	531	Real estate	5	21.0	21
31.	491	Postal service	5	13.4	14

1 - 58 / 58

TOP HIRING SECTORS BY 4-DIGIT NAICS CODE

What sectors are hiring?

	NAICS CODE	4-DIGIT NAICS CODE	POSTING COUNT	AVG POSTING LENGTH IN DAYS	MEDIAN POSTING LENGTH IN DAYS
1.	6221	General medical and surgical hospitals	94	16.7	21
2.	7225	Full-service restaurants and limited-service eating places	59	16.2	20
3.	6241	Individual and family services	54	12.4	10
4.	6111	Elementary and secondary schools	54	9.0	6
5.	4461	Health and personal care stores	31	16.4	18
6.	6233	Community care facilities for the elderly	29	15.1	21
7.	4481	Clothing stores	27	19.0	21
8.	7211	Traveller accommodation	25	18.5	21
9.	4451	Grocery stores	24	11.5	9
10.	4539	Other miscellaneous store retailers	23	19.1	21
11.	3329	Other fabricated metal product manufacturing	22	18.3	20
12.	6219	Other ambulatory health care services	21	11.7	12
13.	7132	Gambling industries	20	5.5	4
14.	7139	Other amusement and recreation industries	15	18.0	21
15.	4521	Department stores	14	16.7	21
16.	5413	Architectural, engineering and related services	13	18.0	21
17.	5617	Services to buildings and dwellings	13	21.0	21
18.	5221	Depository credit intermediation	12	9.0	7
19.	4411	Automobile dealers	12	21.0	21
20.	6113	Universities	12	14.7	12
21.	4812	Non-scheduled air transportation	11	14.8	18
22.	4882	Support activities for rail transportation	10	16.0	15
23.	9139	Other local, municipal and regional public administration	10	16.7	20
24.	2361	Residential building construction	10	16.6	21
25.	5614	Business support services	10	12.0	14
26.	3371	Household and institutional furniture and kitchen cabinet manufacturing	9	21.0	21
27.	4453	Beer, wine and liquor stores	9	19.6	21
28.	8111	Automotive repair and maintenance	8	21.0	21
29.	3399	Other miscellaneous manufacturing	7	21.0	21
30.	4441	Building material and supplies dealers	7	15.5	16
31.	4911	Postal service	5	13.4	14

1 - 99 / 99

TOP HIRING SECTORS BY 5-DIGIT NAICS CODE

What sectors are hiring?

	NAICS CODE	5-DIGIT NAICS CODE	POSTING COUNT	AVG POSTING LENGTH IN DAYS	MEDIAN POSTING LENGTH IN DAYS
1.	62211	General medical and surgical hospitals	94	16.7	21
2.	72251	Full-service restaurants and limited-service eating places	59	16.2	20
3.	61111	Elementary and secondary schools	54	9.0	6
4.	62419	Other individual and family services	37	12.5	11
5.	62331	Community care facilities for the elderly	29	15.1	21
6.	44611	Pharmacies and drug stores	25	17.0	15
7.	72111	Hotels (except casino hotels) and motels	25	18.5	21
8.	44511	Supermarkets and other grocery (except convenience) stores	24	11.5	9
9.	33299	All other fabricated metal product manufacturing	22	18.3	20
10.	45399	All other miscellaneous store retailers	21	18.8	21
11.	62199	All other ambulatory health care services	21	11.7	12
12.	71321	Casinos (except casino hotels)	20	5.5	4
13.	45211	Department stores	14	16.7	21
14.	62412	Services for the elderly and persons with disabilities	14	11.7	7
15.	54133	Engineering services	12	17.0	21
16.	44111	New car dealers	12	21.0	21
17.	61131	Universities	12	14.7	12
18.	48121	Non-scheduled air transportation	11	14.8	18
19.	44812	Women's clothing stores	10	17.5	18
20.	23611	Residential building construction	10	16.6	21
21.	48821	Support activities for rail transportation	10	16.0	15
22.	71394	Fitness and recreational sports centres	10	21.0	21
23.	91391	Other local, municipal and regional public administration	10	16.7	20
24.	44531	Beer, wine and liquor stores	9	19.6	21
25.	52211	Banking	9	10.0	10
26.	44819	Other clothing stores	8	21.0	21
27.	81119	Other automotive repair and maintenance	7	21.0	21
28.	33999	All other miscellaneous manufacturing	7	21.0	21
29.	44413	Hardware stores	7	15.5	16
30.	33711	Wood kitchen cabinet and counter top manufacturing	7	0	0
31.	56173	Landscaping services	7	21.0	21

1 - 100 / 126

TOP HIRING SECTORS BY 6-DIGIT NAICS CODE

What sectors are hiring?

	NAICS CODE	6-DIGIT NAICS CODE	POSTING COUNT	AVG POSTING LENGTH IN DAYS	MEDIAN POSTING LENGTH IN DAYS
1.	622111	General (except paediatric) hospitals	94	16.7	21
2.	611110	Elementary and secondary schools	54	9.0	6
3.	722512	Limited-service eating places	38	15.5	21
4.	624190	Other individual and family services	37	12.5	11
5.	623310	Community care facilities for the elderly	29	15.1	21
6.	446110	Pharmacies and drug stores	25	17.0	15
7.	445110	Supermarkets and other grocery (except convenience) stores	24	11.5	9
8.	332999	All other miscellaneous fabricated metal product manufacturing	22	18.3	20
9.	621990	All other ambulatory health care services	21	11.7	12
10.	722511	Full-service restaurants	21	17.4	20
11.	713210	Casinos (except casino hotels)	20	5.5	4
12.	453999	All other miscellaneous store retailers (except beer and wine-making suppli…	18	19.3	21
13.	721111	Hotels	17	17.7	18
14.	624120	Services for the elderly and persons with disabilities	14	11.7	7
15.	452110	Department stores	14	16.7	21
16.	541330	Engineering services	12	17.0	21
17.	441110	New car dealers	12	21.0	21
18.	611310	Universities	12	14.7	12
19.	481214	Non-scheduled chartered air transportation	11	14.8	18
20.	236110	Residential building construction	10	16.6	21
21.	448120	Women's clothing stores	10	17.5	18
22.	713940	Fitness and recreational sports centres	10	21.0	21
23.	913910	Other local, municipal and regional public administration	10	16.7	20
24.	488210	Support activities for rail transportation	10	16.0	15
25.	445310	Beer, wine and liquor stores	9	19.6	21
26.	522111	Personal and commercial banking industry	9	10.0	10
27.	448199	All other clothing stores	8	21.0	21
28.	811199	All other automotive repair and maintenance	7	21.0	21
29.	337110	Wood kitchen cabinet and counter top manufacturing	7	0	0
30.	444130	Hardware stores	7	15.5	16
31.	339990	All other miscellaneous manufacturing	7	21.0	21

1 - 100 / 133

JOB DEMAND REPORT - OCTOBER 2022

Who is hiring and what occupations are being recruited?

JOB POSTINGS BY JOB BOARD

What share of unique job postings appear on each job board?

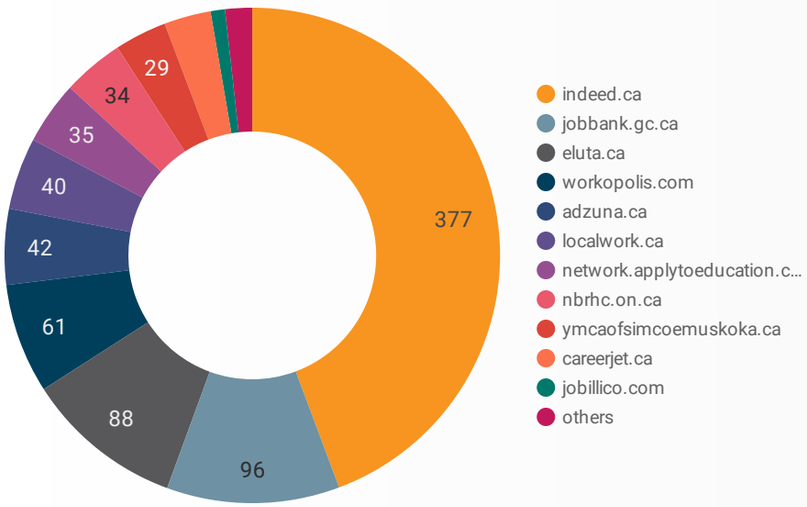

COMPANIES BY JOB BOARD

What share of unique job postings appear on each job board?

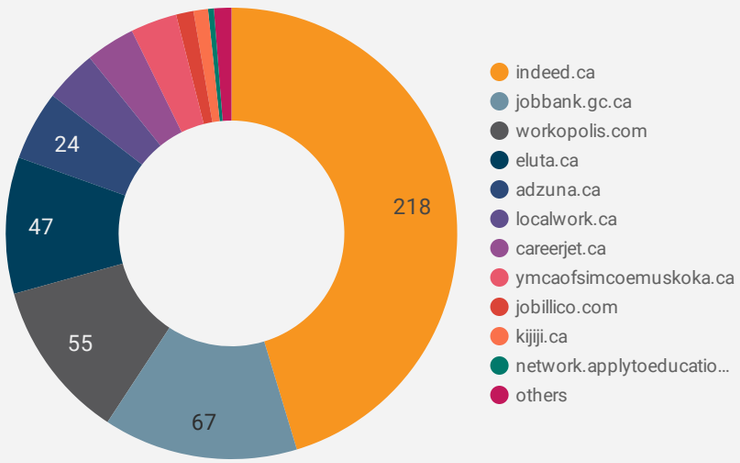

JOB POSTING DETAILS BY JOB BOARD

How does job posting activity differ by job board?

	JOB BOARD	POSTING COUNT	AVG POSTING LENGTH IN DAYS	MEDIAN POSTING LENGTH IN DAYS	# OF COMPANIES
1.	indeed.ca	377	19.2	21	218
2.	jobbank.gc.ca	96	11.8	15	67
3.	eluta.ca	88	20.6	21	47
4.	workopolis.com	61	13.7	14	55
5.	adzuna.ca	42			24
6.	localwork.ca	40	5.8	4	18
7.	network.applytoeducation.com	35	5.9	6	2
8.	nbrhc.on.ca	34	12.8	13	1
9.	ymcaofsimcoemuskoka.ca	29	9.5	9	16
10.	careerjet.ca	26	5.7	6	17
11.	jobillico.com	8	6.8	6	6
12.	nipissingu.ca	6	11.5	12	1
13.	kijiji.ca	5	15.0	15	5
14.	charityvillage.com	1	15.0	15	1
15.	careerbuilder.ca	1			1
16.	rncareers.ca	1			1